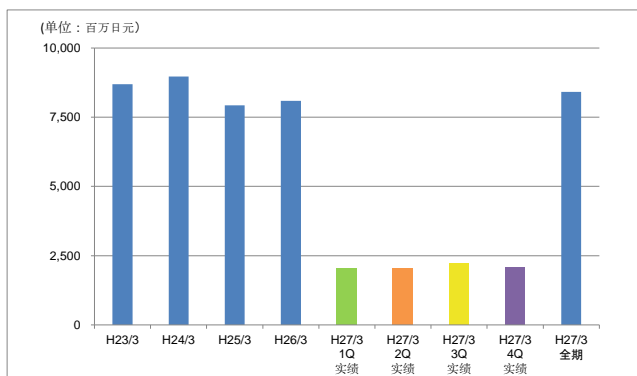

业绩信息

2015年3月期-第4季度

昭和化工株式会社

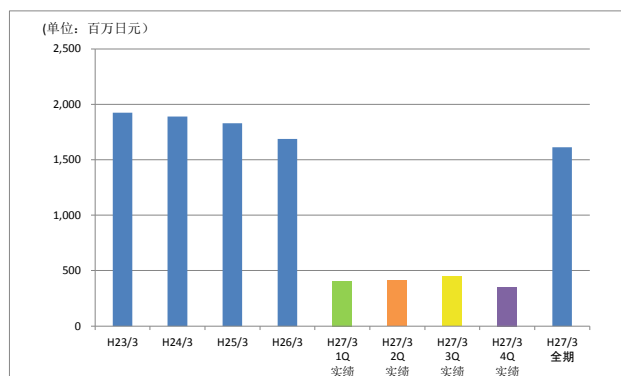
业绩信息 (连接)

销售额



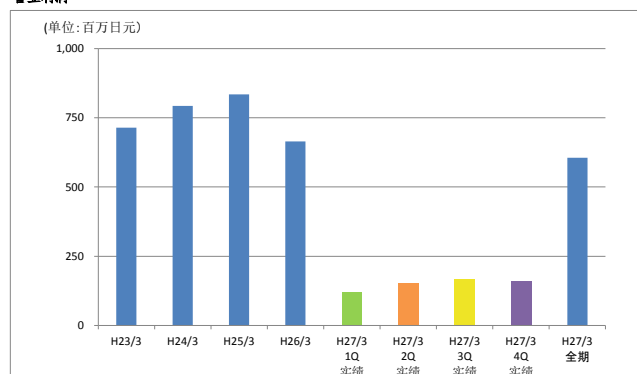
	H23/3	H24/3	H25/3	H26/3	H27/3 1Q 实绩	H27/3 2Q 实绩	H27/3 3Q 实绩	H27/3 4Q 实绩	H27/3 全期
销售	8,690	8,965	7,926	8,094	2,056	2,058	2,209	2,347	8,411
				计划数值	2,056	2,265	2,200	2,347	8,868
					对全期计划的实际进展率				-
					23.2%	46.4%	71.3%	94.8%	-

销售毛利润



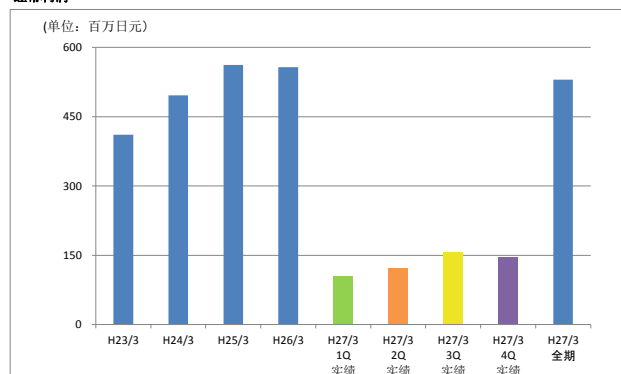
	H23/3	H24/3	H25/3	H26/3	H27/3 1Q 实绩	H27/3 2Q 实绩	H27/3 3Q 实绩	H27/3 4Q 实绩	H27/3 全期
销售毛利润	1,925	1,891	1,828	1,689	406	408	447	350	1,612
				计划数值	411	455	431	390	1,688
					对全期计划的实际进展率				-
					24.1%	48.2%	74.7%	95.5%	-

营业利润



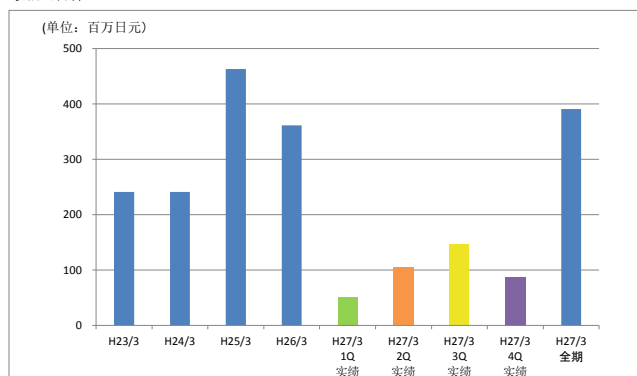
	H23/3	H24/3	H25/3	H26/3	H27/3 1Q 实绩	H27/3 2Q 实绩	H27/3 3Q 实绩	H27/3 4Q 实绩	H27/3 全期
营业利润	714	793	834	665	122	155	169	160	605
				计划数值	133	173	162	115	583
					对全期计划的实际进展率				-
					20.9%	47.4%	76.4%	103.8%	-

经常利润



	H23/3	H24/3	H25/3	H26/3	H27/3 1Q 实绩	H27/3 2Q 实绩	H27/3 3Q 实绩	H27/3 4Q 实绩	H27/3 全期
经常利润	411	496	562	557	105	123	157	146	530
				计划数值	110	136	127	83	456
					对全期计划的实际进展率				-
					23.0%	49.9%	84.3%	116.2%	-

税前纯利润

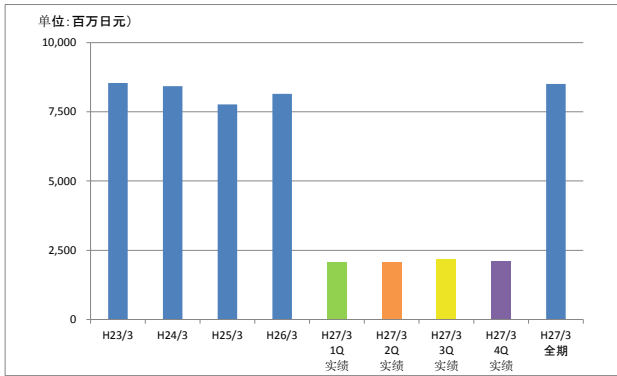


	H23/3	H24/3	H25/3	H26/3	H27/3 1Q 实绩	H27/3 2Q 实绩	H27/3 3Q 实绩	H27/3 4Q 实绩	H27/3 全期
税前	241	241	463	361	52	105	147	87	390
				计划数值	65	117	116	71	368
					对全期计划的实际进展率				-
					14.0%	42.6%	82.6%	106.1%	-

* * 非棱公司对对象是昭和控股、昭和化工、九州化工、SATSUMA化工等4家公司

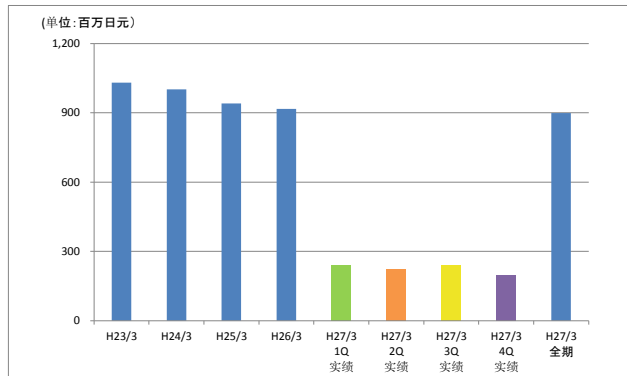
业绩信息 (单体)

销售额



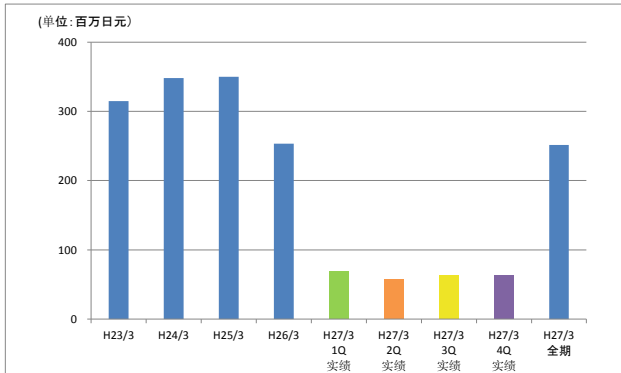
	H23/3	H24/3	H25/3	H26/3	H27/3 1Q 实绩	H27/3 2Q 实绩	H27/3 3Q 实绩	H27/3 4Q 实绩	H27/3 全期
销售	8,545	8,429	7,765	8,144	2,100	2,098	2,198	2,108	8,503
	计划数值				2,092	2,298	2,198	2,298	8,886
	对全期计划的实际进展率				23.6%	47.2%	72.0%	95.7%	-

销售毛利润



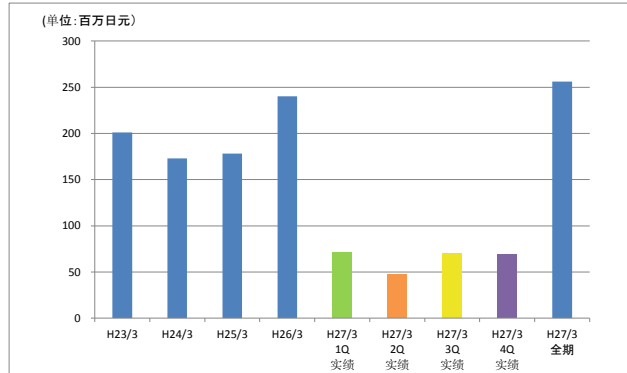
	H23/3	H24/3	H25/3	H26/3	H27/3 1Q 实绩	H27/3 2Q 实绩	H27/3 3Q 实绩	H27/3 4Q 实绩	H27/3 全期
销售毛利润	1,031	1,001	941	918	240	222	240	198	900
	计划数值				238	262	204	189	892
	对全期计划的实际进展率				26.9%	51.7%	78.6%	100.8%	-

营业利润



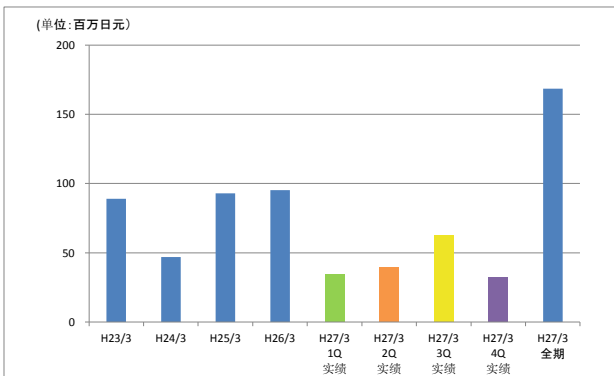
	H23/3	H24/3	H25/3	H26/3	H27/3 1Q 实绩	H27/3 2Q 实绩	H27/3 3Q 实绩	H27/3 4Q 实绩	H27/3 全期
营业利润	315	348	350	253	68	57	63	63	251
	计划数值				70	98	42	9	219
	对全期计划的实际进展率				31.1%	57.2%	86.0%	114.6%	-

经常利润



	H23/3	H24/3	H25/3	H26/3	H27/3 1Q 实绩	H27/3 2Q 实绩	H27/3 3Q 实绩	H27/3 4Q 实绩	H27/3 全期
经常利润	201	173	178	240	71	47	70	69	256
	计划数值				69	85	30	1	185
	对全期计划的实际进展率				38.2%	63.6%	101.3%	138.3%	-

税前纯利润

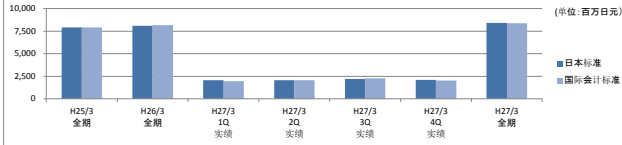


	H23/3	H24/3	H25/3	H26/3	H27/3 1Q 实绩	H27/3 2Q 实绩	H27/3 3Q 实绩	H27/3 4Q 实绩	H27/3 全期
税前	89	47	93	95	34	40	63	32	168
	计划数值				29	72	18	-11	108
	对全期计划的实际进展率				31.5%	68.1%	126.1%	155.7%	-

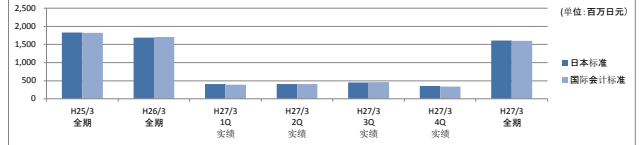
业绩信息 (国际会计准则)

连接

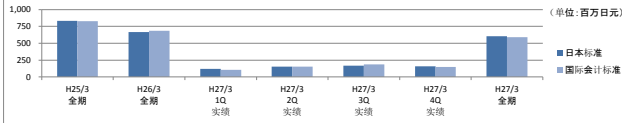
销售



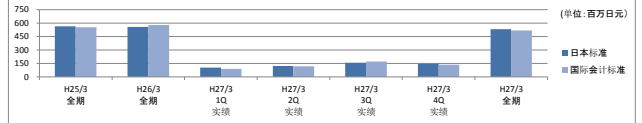
销售毛利



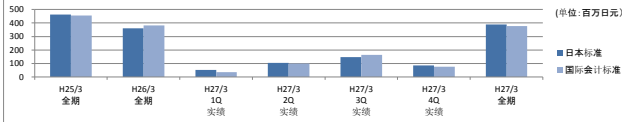
营业利润



经常利润

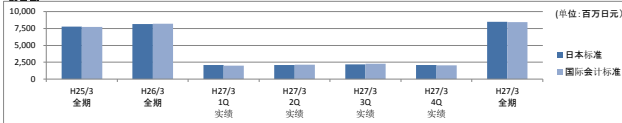


税前利润

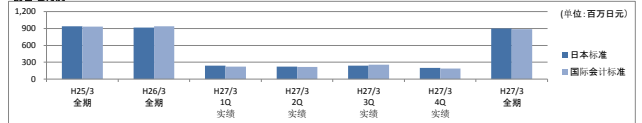


单体

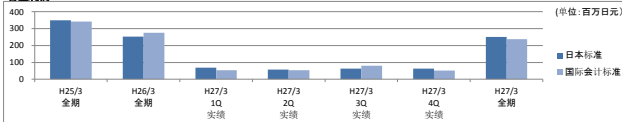
销售



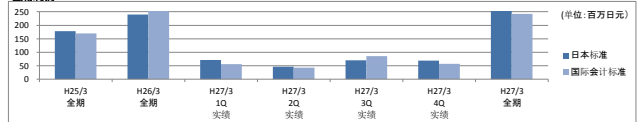
销售毛利



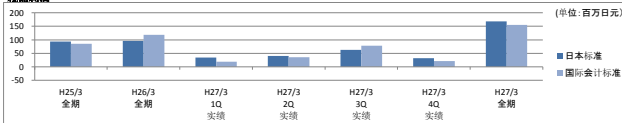
营业利润



经常利润



税前利润



* 上述「国际会计准则」の数值是指商品销售收益等的计算按照国际会计准则为准记录。